

# READING THE BIBLE 1



ABBY HINOJOS



## Reading the Bible 1

ICB

This book belongs to:

---

## Reading the Bible 1

© 2022 All rights reserved by Abby Hinojos.

No part of this publication may be reproduced, or  
transmitted in any form or by any means.

Ninguna parte de esta publicación puede ser  
reproducida de ninguna manera.

Other books:

Math For Me Levels A-G

My Addition Book

My Subtraction Book

My Multiplication Book

*More Books to come*

***Note for parents:***

*Reading the Bible is a devotional book for kids that just learned to read. They will focus on one verse and some of the difficult words to read within it. They'll practice nouns, verbs, pronouns, synonyms, antonyms and more. For this level we recommend using the International Children's Bible (ICB).*

*God bless,  
Abby*

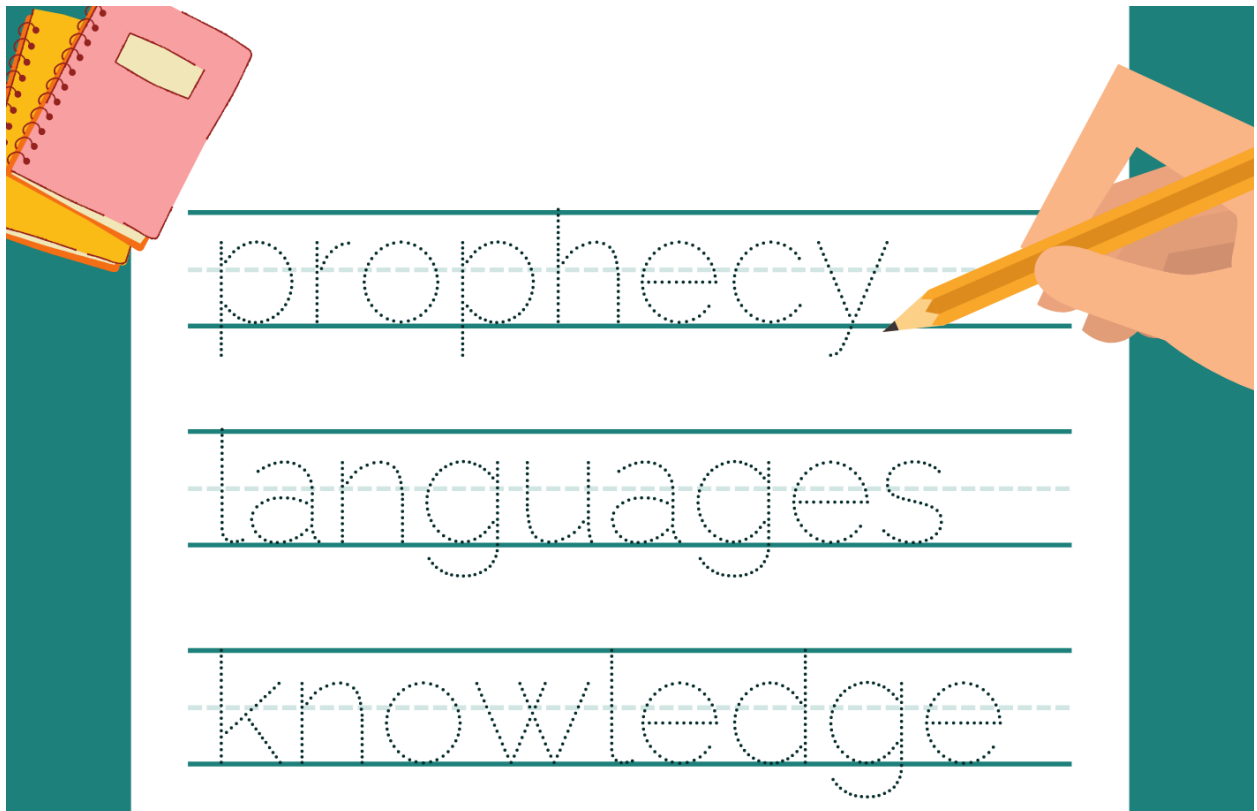




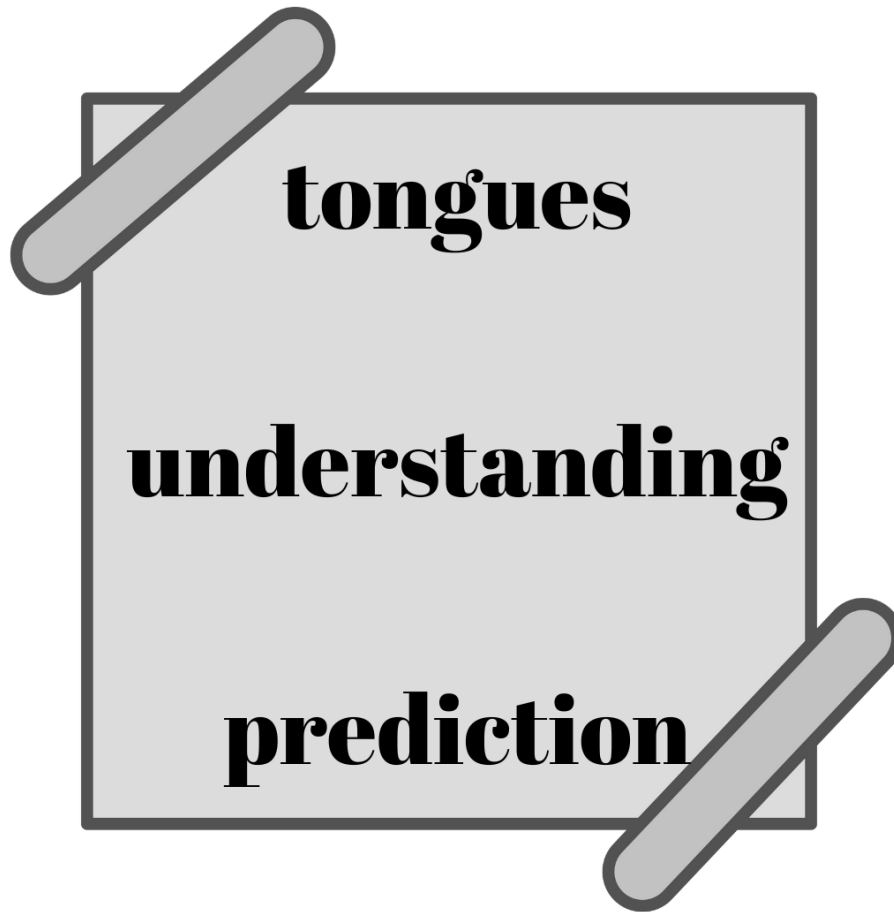
# 1 Corinthians 13:8

Read these words 3 times and write them below.

- prophecy
- languages
- knowledge



Choose from the box the correct synonym.



prophecy

languages

knowledge

Read and copy 1 Corinthians 13:8.

Read and copy 1 Corinthians 13:8.

---

---

---

---

---

---

---

---


---

---

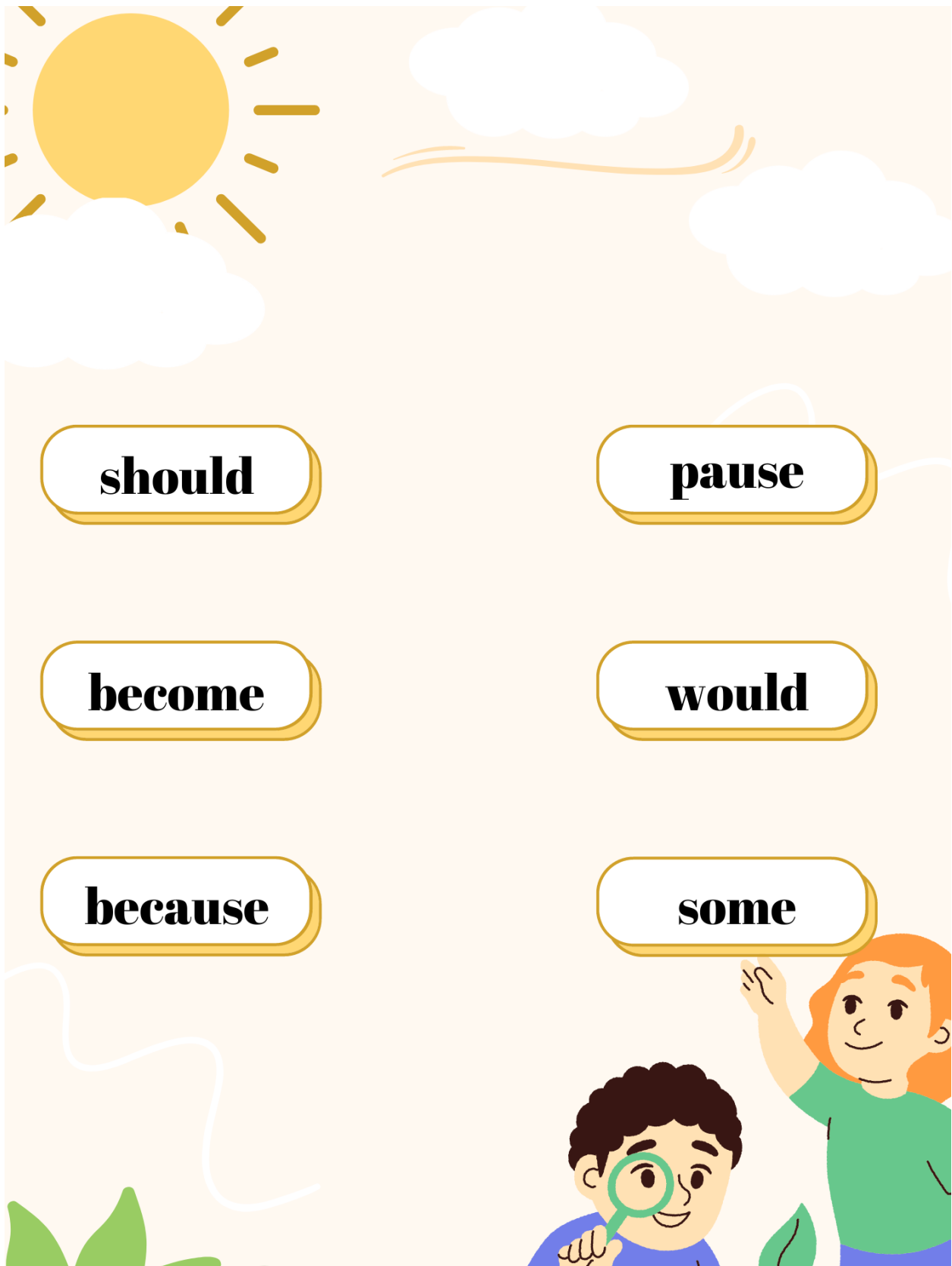
# 1 John 4:7

Read these words 3 times and write them below.


- should
- become
- because



Draw a line to connect the two rhyming words.




Read and copy 1 John 4:7.



A worksheet for copying the Bible verse 1 John 4:7. The page has a decorative border of black circles. At the top, there is a pink rectangular area with a scalloped edge and a pattern of small white dots. Below this, there are ten horizontal lines for writing the verse.

# Table of Contents

1. First book of the Bible:



2. Jonah is on page #



3. First book of the New Testament:

4. Which book comes after Galatians?

5. Esther is on page #

6. Titus is on page #





## Word Search

**Can you find the words hidden?**



V	O	B	E	C	A	U	S	E	K	L	C
G	X	L	P	B	I	R	O	M	S	N	L
S	H	E	R	E	S	I	E	B	C	B	A
L	A	T	O	E	N	N	H	H	I	E	S
A	M	E	P	G	F	C	A	R	S	C	S
N	S	A	H	L	A	I	I	L	S	O	R
G	T	C	E	U	G	P	I	L	O	M	O
U	E	H	C	E	R	A	S	E	R	E	O
A	R	E	Y	M	O	L	L	O	S	O	M
G	A	S	H	O	U	L	D	T	O	I	F
E	F	D	C	U	N	R	D	F	P	E	N
S	K	N	O	W	L	E	D	G	E	E	T

SHOULD

BECOME

BECAUSE

PROPHECY

LANGUAGES

KNOWLEDGE


## Acts 16:31

Read these words 3 times and write them below.

- believe
- saved
- people




Read and copy Acts 16:31.




## Ephesians 2:10

Read these words 3 times and write them below.

- would
- advance
- planned



Draw a line to connect the antonyms.



# Antonyms

**advance**

**unplanned**

**planned**


**wouldn't**

**would**

**retreat**



Read and copy Ephesians 2:10.



## Word Search

**Can you find the words hidden?**



V	O	B	E	L	I	E	V	E	K	L	P
G	X	L	P	B	I	R	O	M	S	N	L
S	H	P	E	O	P	L	E	B	C	B	A
L	A	T	O	E	A	N	H	H	I	E	N
A	D	V	A	N	C	E	A	R	S	C	N
N	S	A	H	L	E	I	I	L	S	O	E
G	T	C	E	U	D	P	I	L	O	M	D
U	E	H	C	E	R	A	S	E	R	E	O
A	R	E	Y	M	O	L	L	O	S	O	M
G	A	S	W	O	U	L	D	T	O	I	F
E	F	D	C	U	N	R	S	A	V	E	D
S	K	N	O	W	L	E	D	G	E	E	T

WOULD

ADVANCE

PLANNED


BELIEVE

SAVED

PEOPLE

# Revelation 3:20

Read and copy Revelation 3:20.






Read and copy Revelation 3:20. Underline the verbs.



A series of horizontal dotted lines for writing, spanning the width of the page.

## Romans 10:17

Read and copy Romans 10:17.




Read and copy Romans 10:17. Underline the verbs.



A series of 20 horizontal dotted lines for writing, spanning the width of the page.

# Matthew 9:23

Read and copy Matthew 9:23.





Read and copy Matthew 9:23. Underline the verbs.



A series of horizontal dotted lines for writing, spanning the width of the page.

## Philippians 4:13

Read these words 3 times and write them below.

- through
- strength

Write the definition of strength.




Read and copy Philippians 4:13.

A worksheet for copying Philippians 4:13. The page is framed by a decorative border of black circles of varying sizes. At the top, there is a pink rectangular area with a scalloped edge and a pattern of small white dots. Below this, there are ten horizontal lines for writing.

## Philippians 4:19

Read these words 3 times and write them below.

- wonderful
- everything





Read and copy Philippians 4:19.

A worksheet for copying Philippians 4:19. The page is framed by a decorative border of black circles of varying sizes. At the top, there is a pink rectangular area with a scalloped edge and a pattern of small white dots. Below this, there are ten horizontal lines for writing.

Read and copy Philippians 4:19. Underline the nouns.




Handwriting practice lines for copying the text. The lines are horizontal and spaced evenly, with a dotted midline for ascenders and x-height. There are 20 lines in total, starting from the first line below the starburst and ending at the bottom of the page.

## Acts 13:5

Read these words 3 times and write them below.


- preached
- Jewish
- synagogues



Write the definition of synagogues.



Read and copy Acts 13:5.



A worksheet for copying the Bible verse Acts 13:5. The page is framed by a decorative border of black dots. At the top, there is a pink sticky note with a scalloped edge. Below the sticky note, there are ten horizontal lines for writing the verse.

## Word Search

**Can you find the words hidden?**



V	P	R	E	A	C	H	E	D	K	L	E
G	X	L	P	R	I	R	O	M	S	N	V
T	H	R	O	U	G	H	E	B	T	B	E
L	A	T	O	E	A	N	H	H	R	E	R
J	D	V	A	N	C	E	A	R	E	C	Y
E	S	A	H	L	E	I	I	L	N	O	T
W	T	C	E	U	D	P	I	L	G	M	H
I	E	H	C	E	R	A	S	E	T	E	I
S	R	E	Y	M	O	L	L	O	H	O	N
H	A	W	O	N	D	E	R	F	U	L	G
E	F	D	C	U	N	R	S	A	V	E	D
S	Y	N	A	G	O	G	U	E	S	E	T

THROUGH

WONDERFUL

PREACHED

STRENGTH

EVERYTHING

JEWISH

SYNAGOGUES

## Matthew 7:7

Read these words 3 times and write them below.

- continue
- search

Write the definition of search.



Draw a line to connect the antonyms.





Read and copy Matthew 7:7.

A worksheet for copying Matthew 7:7. The page is framed by a decorative border of black circles of varying sizes. At the top, there is a pink rectangular area with a scalloped edge and a pattern of small white dots. Below this, there are ten horizontal lines for writing.

## John 14:14


Read these words 3 times and write them below.

- anything
- ask

Write the definition of anything.



Read and copy John 14:14.



I will do whatever he asks of me.

---

---

---

---

---

---

---

---

---

---

# 1 Thessalonians 5:17

Read the next word 3 times and write it below.

- Thessalonians




Answer the questions.

1. Is 1 Thessalonians in the Old or New Testament?

2. 1 Thessalonians is on page #



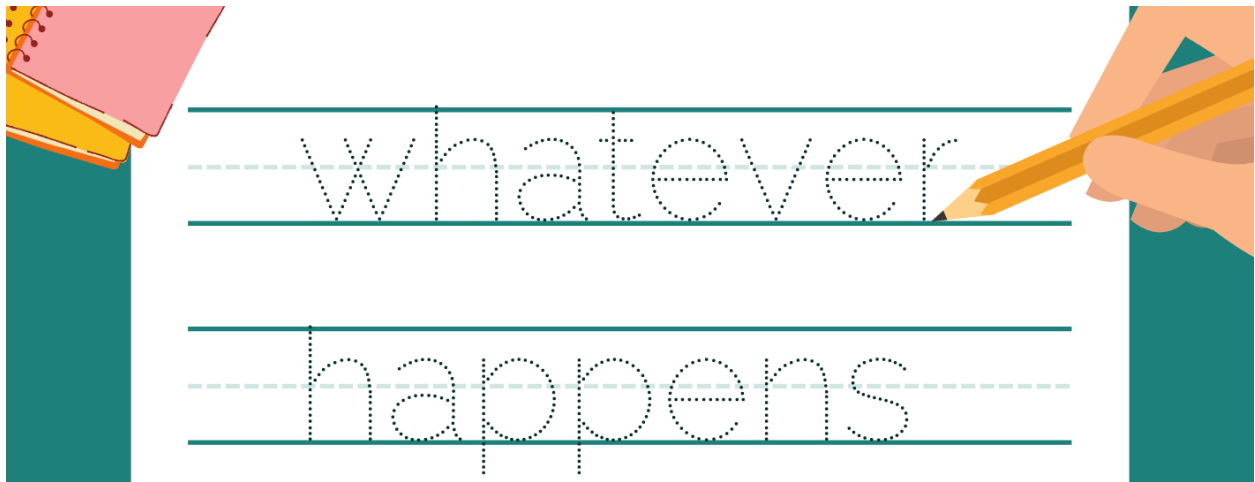
Read and copy 1 Thessalonians 5:17.



# 1 Thessalonians 5:18

Read these words 3 times and write them below.

- whatever
- happens



Answer the questions.

1. How many books does the Old Testament have?

2. How many books does the New Testament have?

Read and copy 1 Thessalonians 5:18.




## John 17:17

Read the next word 3 times and write it below.

- teaching



Read and copy John 17:17.





# Word Search

**Can you find the words hidden?**



K	S	W	T	R	E	N	C	H	F	O	O	T	U	U	I	E
U	E	U	C	O	N	T	I	N	U	E	N	D	B	A	G	Q
P	A	L	P	O	L	A	L	A	I	F	S	U	M	P	A	G
G	R	R	F	P	L	M	R	Q	A	P	I	Z	E	R	B	M
B	C	P	D	B	O	M	G	B	S	D	T	G	T	U	A	R
P	H	A	P	P	E	N	S	Q	K	R	Q	I	N	C	Z	E
Z	S	E	S	N	C	Z	T	N	E	D	L	Z	H	F	D	V
F	E	S	N	K	O	B	X	N	I	L	W	I	U	U	Z	E
R	R	R	S	E	L	R	C	C	E	C	N	I	C	E	E	T
O	I	E	O	R	B	H	W	H	A	T	E	V	E	R	Q	M
N	F	V	D	E	H	E	Y	Z	G	F	B	T	A	E	W	E
T	H	E	S	S	A	L	O	N	I	A	N	S	I	A	O	N
L	V	R	R	N	N	Q	N	P	A	I	A	A	L	O	D	T
I	X	T	A	E	E	G	V	R	A	P	N	U	A	Y	N	H
N	B	T	E	A	C	H	I	N	G	L	O	H	T	L	O	B
E	L	Q	X	E	T	T	L	T	B	Y	W	H	V	Q	B	J
X	P	M	F	D	L	E	A	N	Y	T	H	I	N	G	O	N

CONTINUE

ASK

HAPPENS

SEARCH

THESSALONIANS

TEACHING

ANYTHING

WHATEVER

## Luke 6:38

Read these words 3 times and write them below.

- receive
- poured
- given



Write the definitions of each word.


- receive



- poured

- given

Read and copy Luke 6:38.



A worksheet for copying Luke 6:38. The page is framed by a decorative border of black circles of varying sizes. At the top, there is a pink rectangular area with a scalloped edge and a pattern of small white dots. Below this, there are ten horizontal lines for writing the verse.


## Philippians 4:4

Read the next word 3 times and write it below.

- always



Write a synonym for the word always.



Read and copy Philippians 4:4.

A worksheet for copying Philippians 4:4. The page is framed by a decorative border of black circles of varying sizes. At the top, there is a pink rectangular area with a scalloped edge and a pattern of small white dots. Below this, there are ten horizontal lines for writing.

## Word Search

**Can you find the words hidden?**



V	P	R	E	C	E	I	V	E	K	L	E
G	H	L	P	R	I	R	O	M	S	N	V
T	I	R	O	U	G	H	E	B	T	B	E
L	L	T	U	E	A	N	H	H	R	E	A
J	I	V	R	N	C	E	A	R	E	C	L
E	P	A	E	L	E	I	I	L	N	O	W
W	P	C	D	U	D	P	I	L	G	M	A
I	I	H	C	K	R	A	S	E	T	E	Y
S	A	E	Y	E	O	L	L	O	H	O	S
H	N	W	O	N	D	E	R	F	U	L	G
E	S	D	C	U	N	R	S	A	V	E	D
S	Y	N	A	G	I	V	E	N	S	E	T

RECEIVE

GIVEN

ALWAYS

POURED

PHILIPPIANS

LUKE

## Acts 20:35

Read and copy Luke 6:38.






Read and copy Luke 6:38. Underline the verbs.




A series of 20 horizontal dotted lines for writing, spanning the width of the page.

# 1 John 4:8

Read and copy 1 John 4:8.




Draw something related to 1 John 4:8.



# John 8:12

Read and copy John 8:12.




Read and copy John 8:12. Underline the nouns and circle the pronouns.



A series of horizontal dotted lines for writing, spanning the width of the page.

# John 10:14

Read and copy John 10:14.






Read and copy John 10:14. Underline the pronouns.



Handwriting practice lines consisting of 20 horizontal dotted lines on a white background.

# John 14:16

Read and copy John 14:16.





Read and copy John 14:16. Underline the nouns and circle the verbs.




Handwriting practice lines for copying the text. The lines are horizontal and dotted, providing a guide for letter height and placement. There are 20 lines in total, spanning the width of the page.


## John 15:15

Read these words 3 times and write them below.

- servants
- everything
- master



Read and copy John 15:15.



---

---

---

---

---

---


---

---

---

---

# Table of Contents



1. Is John in the New or Old Testament?

2. John is on page #

3. Which book comes before John?

4. Which book comes after John?




# John 4:24

Read and copy John 4:24.




# Génesis 1:1

Read and copy Génesis 1:1.



Draw something related to Génesis 1:1.




# Table of Contents

1. What is the first book of the Old Testament?

2. What is the fourth book?

3. What is the first book of the New Testament?


4. What is the last book of the Bible?






# John 13:17

Read and copy John 13:17.



# Ephesians 6:1

Read and copy Ephesians 6:1.




Read and copy Ephesians 6:1. Circle the word obey and write the antonym.



A series of 20 horizontal dotted lines for writing.

# John 14:15

Read and copy John 14:15.



Write the 10 Commandments.



The worksheet features a large, dark, torn-paper-style banner at the top with the text "10 Commandments" in white. The number "10" is inside a circle. Below the banner, a pencil is shown drawing a line. On the left side, five pushpins are pinned to a series of five horizontal white lines for writing. In the bottom right corner, there is a clipboard with a checkmark.

# 10 Commandments

Five horizontal lines for writing the commandments, each preceded by a pushpin icon.

Clipboard icon with a checkmark.

10


# Commandments



## Acts 1:8

Read these words 3 times and write them below.

- witnesses
- Jerusalem
- Samaria




Read and copy Acts 1:8.

A worksheet for copying Acts 1:8. The page is framed by a decorative border of black circles of varying sizes. At the top, there is a pink rectangular area with a scalloped left edge and a pattern of small white dots. Below this, there are ten horizontal lines for writing.




# Proverbs 11:30

Read and copy John 14:15.



Write the definition of the word Proverb.



## Word Search

**Can you find the words hidden?**



V	P	R	S	A	C	H	E	D	K	L	E
G	X	L	A	R	I	R	O	M	S	N	V
T	H	R	M	U	G	H	E	B	J	B	E
L	A	T	A	E	A	N	H	H	E	E	R
J	D	V	R	N	C	E	A	R	R	C	Y
E	S	A	I	L	E	I	I	L	U	O	T
W	T	C	A	U	D	P	M	L	S	M	H
I	E	H	C	E	R	A	A	E	A	E	I
S	E	R	V	A	N	T	S	O	L	O	N
H	A	W	O	N	D	E	T	F	E	L	G
E	F	D	C	U	N	R	E	A	M	E	D
S	Y	N	A	G	O	G	R	E	S	E	T

**SERVANTS**

**MASTER**

**SAMARIA**

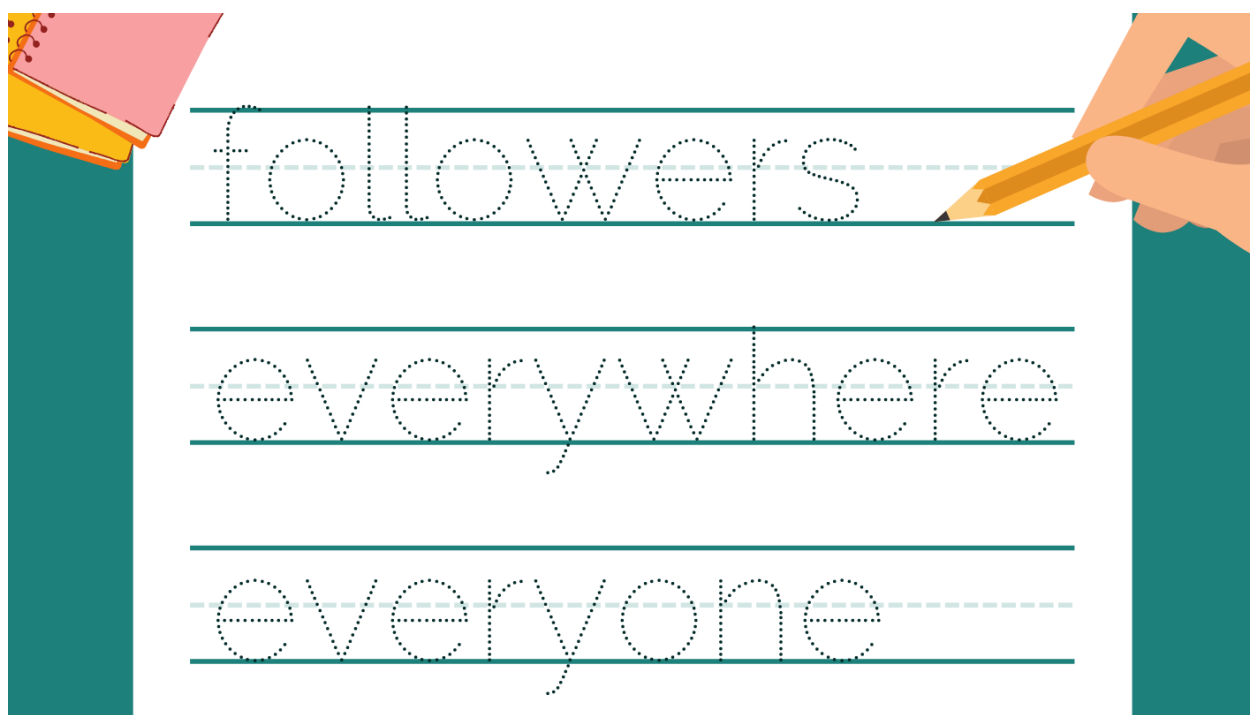
**EVERYTHING**

**JERUSALEM**


## Mark 16:15

Read these words 3 times and write them below.

- followers
- everywhere
- everyone




Read and copy Mark 16:15.



A worksheet for copying Mark 16:15. The page is framed by a decorative border of black circles of varying sizes. At the top, there is a pink rectangular area with a white dotted pattern and a scalloped edge. Below this, there are ten horizontal lines for writing.

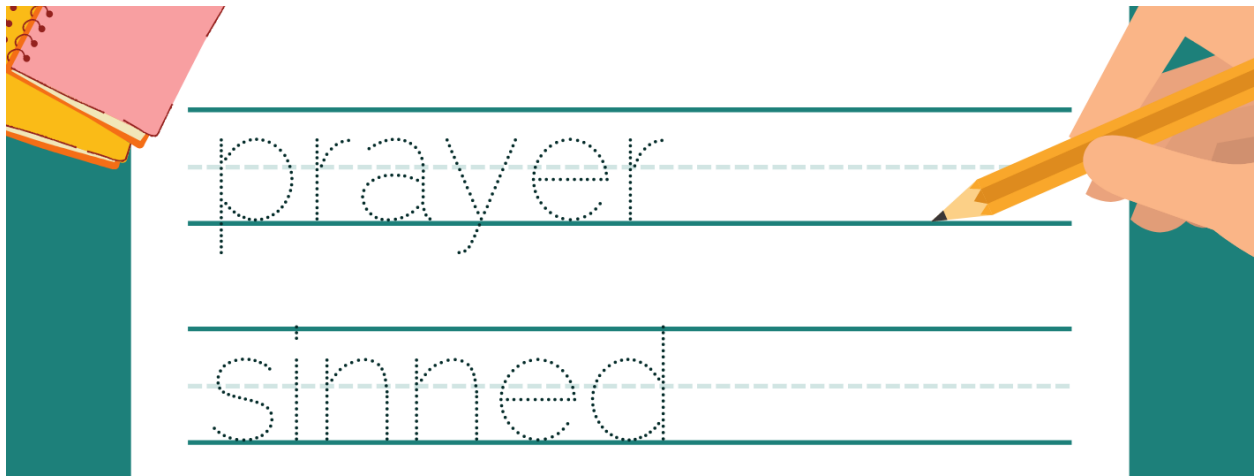
Draw something related to Mark 16:15.




## James 5:15

Read these words 3 times and write them below.

- prayer
- sinned



Read and copy James 5:15.



---

---

---

---

---

---

---

---

---

---




Read and copy James 5:15. Circle the verbs.



Handwriting practice lines consisting of 20 horizontal dotted lines for copying text.

## Acts 9:34

Read and copy Acts 9:34.



Read and copy Acts 9:34. Circle the verbs, underline the nouns.



.....

.....

.....

.....

.....

.....

.....

.....

.....

.....

.....

.....

.....

.....

.....

.....

.....

.....

.....

.....

.....

.....

Write your favorite verse.



---

---

---

---

---

---


---

---

---

---

Draw something related to your favorite verse.



For more books and free downloads go to:  
[familylifeliveschooling.com](http://familylifeliveschooling.com)

Other books:

Math For Me Levels A-G

My Addition Book

My Subtraction Book

My Multiplication Book

*More Books to come*

